

***Tools und Methoden in der globalen
Jugendgewaltprävention***

von

**Alejandro Christ
Dr. Tina Silbernagl
Heike Spohr**

Dokument aus der Internetdokumentation
des Deutschen Präventionstages www.praeventionstag.de
Herausgegeben von Hans-Jürgen Kerner und Erich Marks im Auftrag der
Deutschen Stiftung für Verbrechensverhütung und Straffälligenhilfe (DVS)

Zur Zitation:

Alejandro Christ, Tina Silbernagl, Heike Spohr: Tools und Methoden in der globalen
Jugendgewaltprävention, in: Kerner, Hans-Jürgen u. Marks, Erich (Hrsg.), Internetdokumentation
des Deutschen Präventionstages. Hannover 2015,
www.praeventionstag.de/dokumentation.cms/3280



REPUBLIC OF SOUTH AFRICA



german
cooperation

DEUTSCHE ZUSAMMENARBEIT

giz Deutsche Gesellschaft
für Internationale
Zusammenarbeit (GIZ) GmbH

Jugendgewalt und systemische Planung von Präventionsmaßnahmen

Suedafrika: *Toolkit for Participatory Safety Planning* (20.DPT)



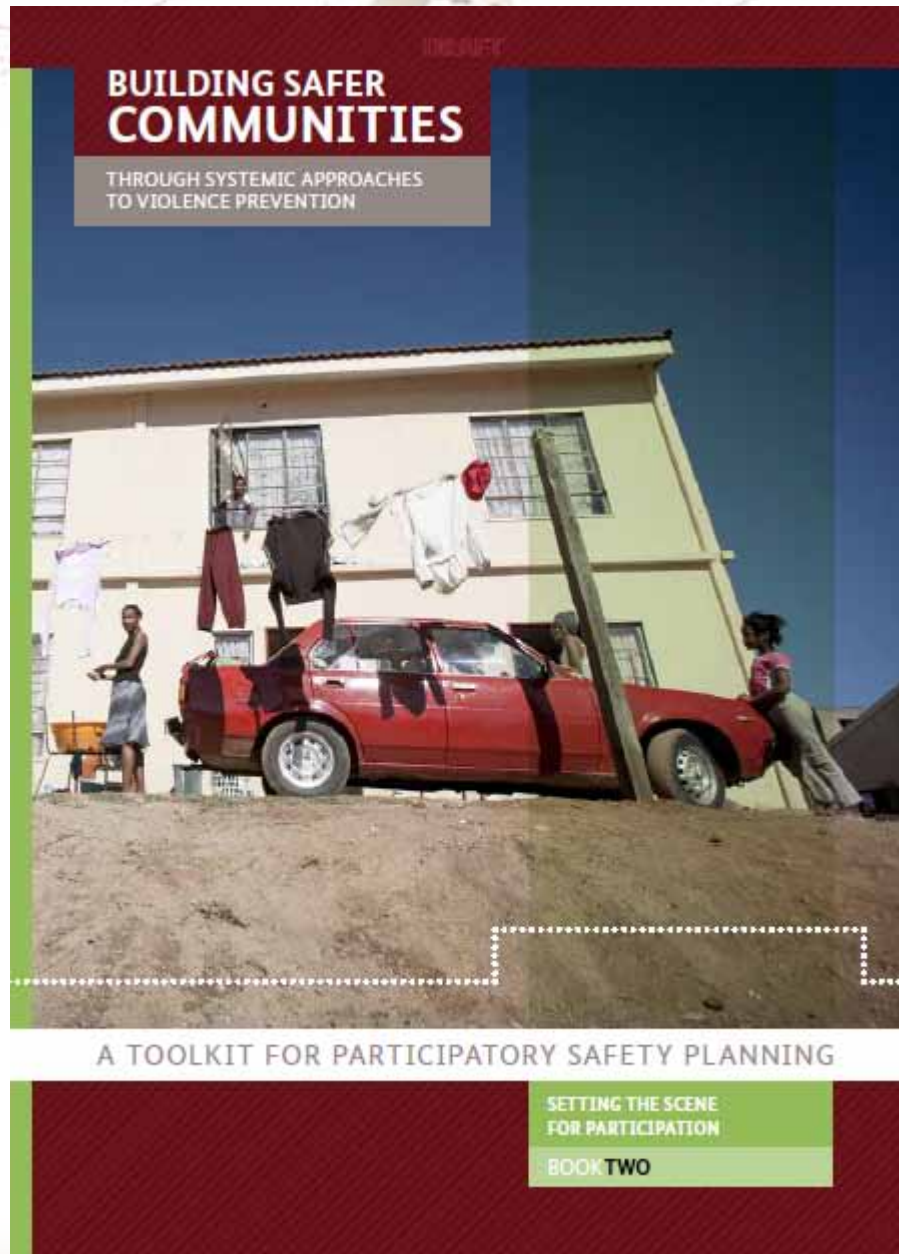


- Book 1:
Conceptual framework
- Book 2:
Participation
- Book 3:
Data Collection
- Book 4:
Data Analysis
- Book 5:
Planning
- Book 6:
Participatory M&E



Book 1: Intro

Tackling Violence in South Africa – Background and Concepts



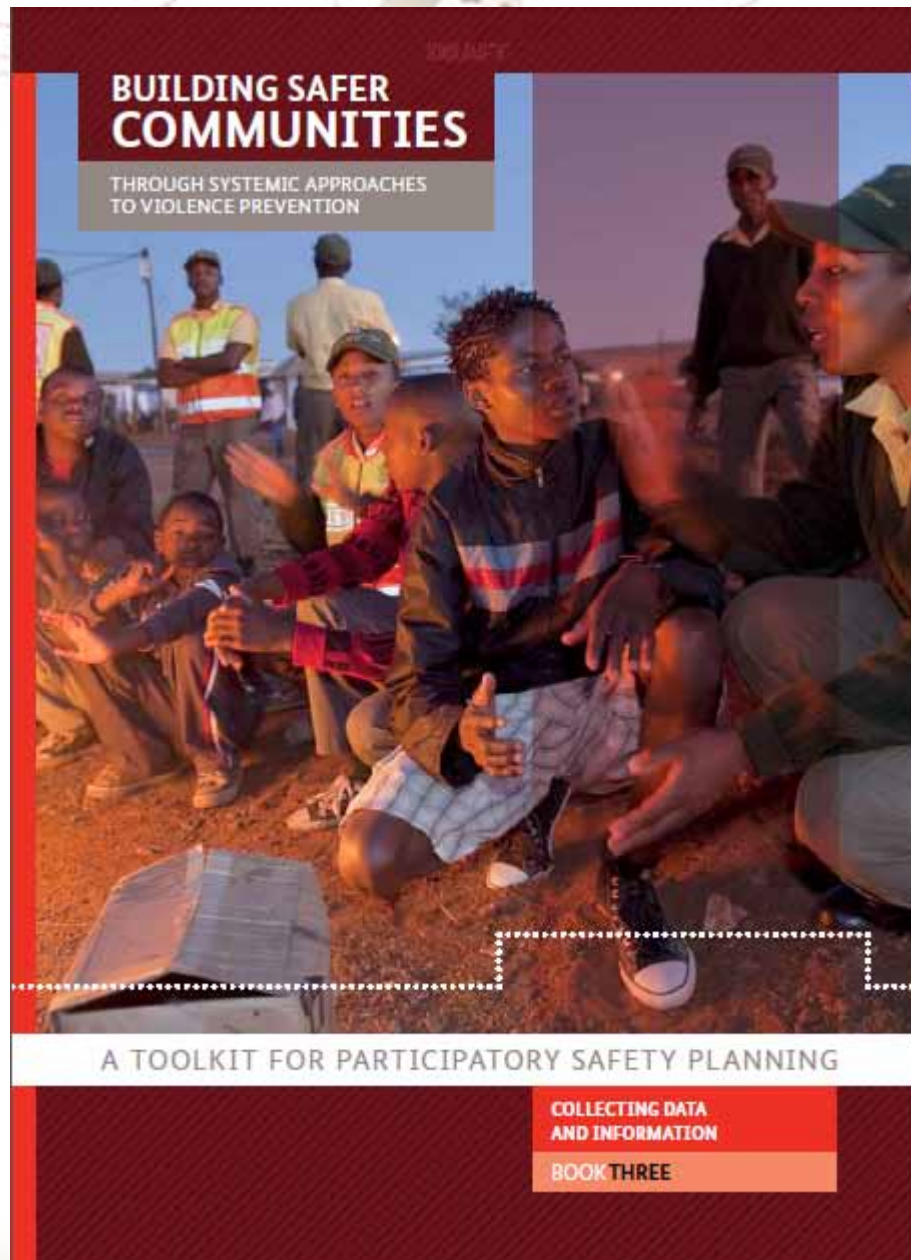
Book 2: Setting the Scene for Participation

Engaging people
and sensitising
them for violence
in their
communities



Tools offered in Book 2: Participation

# P	Tool	Objectives	Time required	Required facilitation skills
1	Mingle-Mangle	Presentation of participants, linking to the topic of violence	Min. 60 min	X
2	Opinion Scale	First introduction to the field of violence and crime related to personal experiences	Min. 15 min	X
3	Shoe Shuffle	First introduction to the field of violence and crime related to personal opinion	Min. 15 min	X
4	Systemic Triangle	To clarify what "systemic" means. Give a feeling for systemic interactions; you need a good understanding of the concept of systemic thinking	Min. 20 min	X
5	Double Wheel	Option 1: The participants get to know each other. Exercise serves as a warming-up.	Min. 15 min	X
		Option 2: The participants exchange their thoughts on a certain topic, before you collect ideas in a plenary.	Min. 20 min	X



Book 3: Collecting Data and Information

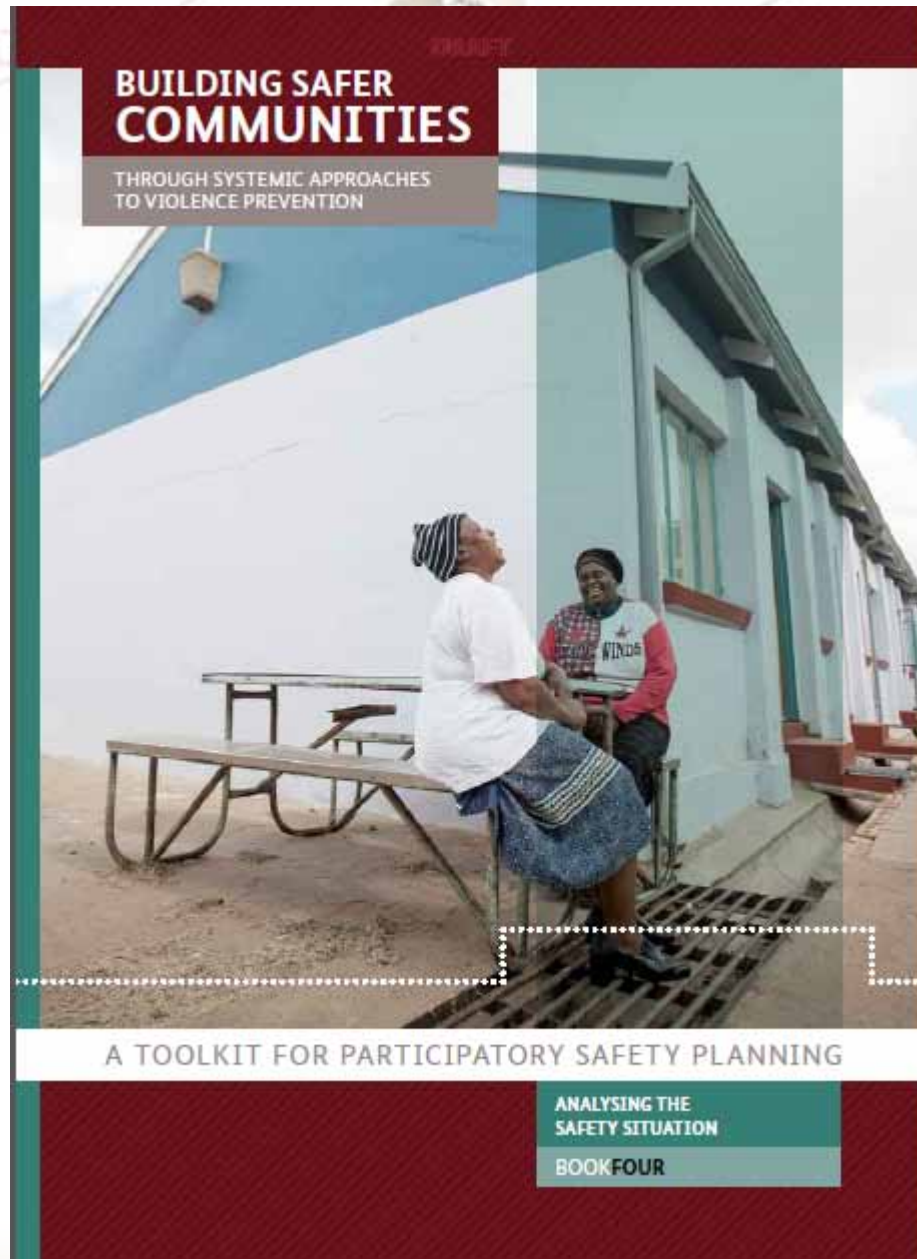
documenting the
safety situation in
a participatory
way



Tools offered in Book 3: Data Collection

# P	Tool	Topics, aspects boarded, character of the tool	Time required	Required facilitation skills				
1	Timeline	History/broader background, changes over time of specific aspects related to violence, like: extent of violence, feeling of safety	Min 90 min				X	
2	Social Resources and Safety Mapping	Geographical location of services, spaces for leisure activities and other important points, accessibility Places of safety and unsafety in the ward, neighbourhood, village	Min 120 min				X	
3	Actors Venn Diagram/Services Venn Diagram	Relevant actors (individuals, organisations, different youth groups and other social groups) and their relationships with one another, power relationships Existing services and access to them	Min 90 min				X	
4	Detailed Analysis of the Duty Bearers (Service Providers)	Role, responsibilities and capacity of service providers, specifically with regard to young people and children	Min 90 min				X	
5	Clique matrix	Characteristics of different youth groupings	Min 60 + 180 min			X		
6	Urban Transect Walk	Depending on the objectives defined: eg., serves as a first rough description of the physical environment, aspects of safety and the lack thereof as well as people's perceptions of safety	Min 60 + 180 min			X		
7	The Youth Onion	Needs, interests and positions of young people	Min 90 min				X	
8	Focus group discussion on lines of conflict	Lines, topics and parties of possibly existing broader conflicts in the community; can be adapted to other topics	Min 90 min				X	






Book 4: Analysing the Safety Situation

Deepen
understanding of
underlying
concepts and
identifying root
causes of violence

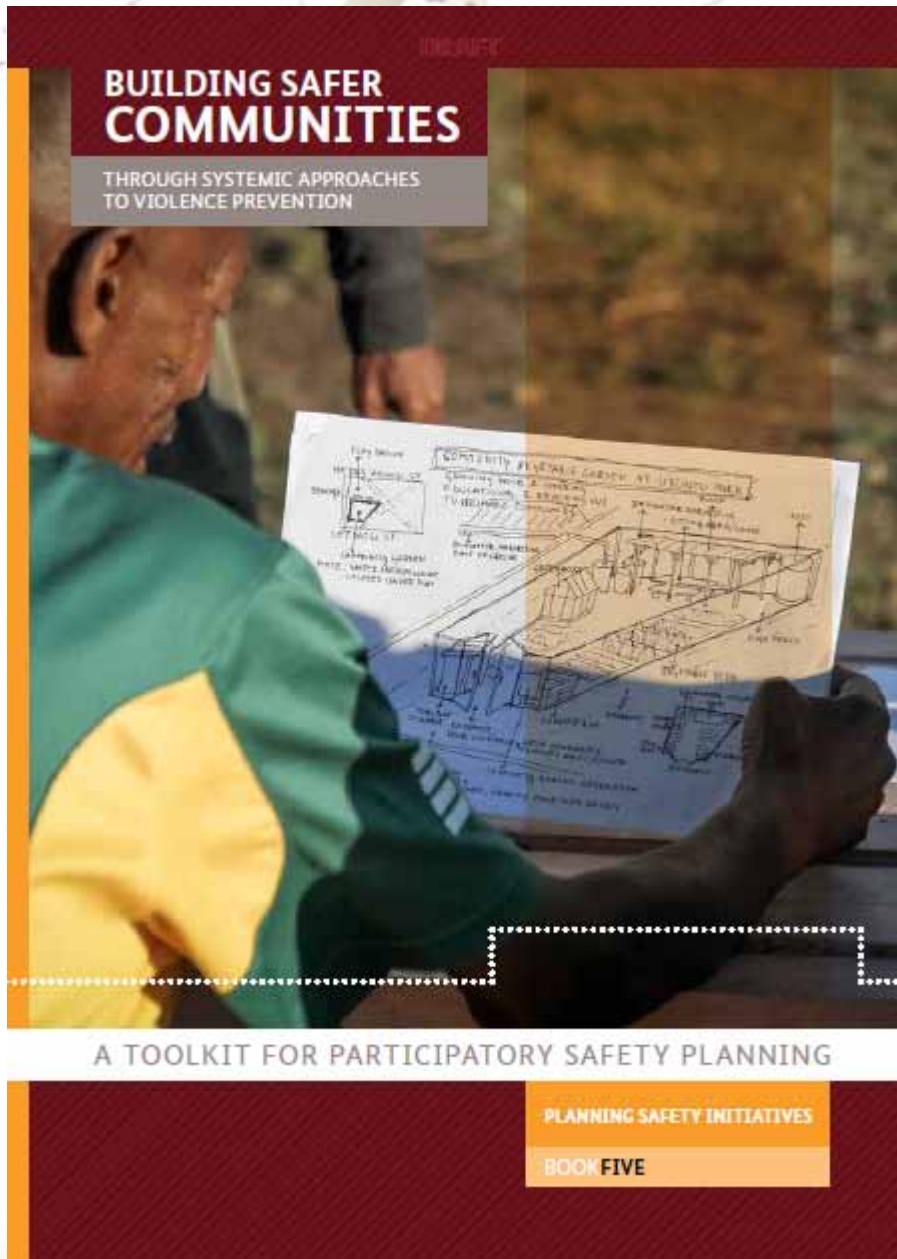


Tools offered in Book 4: Analysis

# P	Tool	Topics, aspects covered, character of the tool	Time required	Required facilitation skills
1	Typology of Violence	Awareness raising supports the understanding of important concepts of violence	Min 90 min	X
2	Risk Factor Analysis	Risk factors are analysed, the ecological model is introduced for better structuring and understanding of inter-dependencies of the context.	Min 90 min	X
3	"Escape from the Prison of Mind"	Empathy (understanding and compassion) is strengthened for young people who live in adverse conditions; risk and protective factors are discussed, as well as violence-prevention activities.	Min 90 min	X
4	The Tree of Violence	Problem or focus areas are formed, clustering risk factors; cause-effect relationships for violence are discussed, analysed and visualised	Min 90 min	X
5	What makes us strong?	Analysis of protective factors and relevant actors on the different levels of the ecological model, putting young people in the centre of the analysis	Min 120 min	X
6	Market Place of Resources	Analysis of existing and potential projects/initiatives/ contributions to violence and crime prevention and community safety, as well as existing and potential co-operation	Min 120 min	X
7	Choosing the Problem or Focus Areas	Problem or focus area/s for further planning are selected, discussing concrete criteria.	Min 90 min	X








Book 5: Planning Safety Initiatives

Involving
communities in
planning



Tools offered in Book 5: Planning

# P	Tool	Topics, aspects covered, character of the tool	Time required	Required facilitation (f) and project planning (pp) skills					
1	The Imaginary Walk - Creating a Common Vision for Community Safety	Positive future perspective, shared vision for community safety	Min 120 min		X f/pp				
2	What do we want to achieve?	Formulation of the Prevention Objective	Min 90 min			X f/pp			
3	New Ways of Thinking and Doing Things	Description of the desired behaviour change of key actors, and development of actors chains	Min 180 min				X f/pp		
4	Brainstorming on Solution Alternatives	Development of several ideas for solution or strategies	Min 60 min			X f/pp			
5	What? How? Who? When? Where? How many? How much?	Strategic Planning of Activities and Definitions of Outputs	Min 150 min			X f	X pp		







Tools offered in Book 6: Participatory M&E

# P	Tool	Topics, aspects covered, character of the tool	Time required	Required facilitation skills				
1	Behaviour Changes – New Ways of Doing Things, New Ways of Thinking	M&E focus: Use of Output and Outcomes; Focuses on progress indicators defined for boundary partners	Min 120 min		X			
2	The M&E Web	M&E focus: Use of Output and Outcomes; Analyses the progress of an organisation or group in terms of its organisational development	Min 60 min		X			
3	SWOT Analysis of our Prevention Initiative	M&E focus: Impact; Qualitative M&E tool for community self-assessment on outcomes and perceived impact	Min 120 min			X		
4	A Look at our Quality of Life	M&E focus: Impact; Qualitative M&E tool for community assessment, referring to initially defined impact indicators	Min 120 min			X		
5	Rich Picture – Mind Map	M&E focus: Impact; M&E tool for community assessment, referring to initially defined impact indicators	Min 120 min			X		
6	How did our strategies work (influence matrix)?	M&E focus: Links Activities (strategies) with Impact	Min 120 min			X		



Piloting implementation

- Together with the Joint Gender Fund to realise the Manifesto on Communities Safe for Women and Girls (remote rural village in Northern Cape)
- As part of youth-driven Participatory Action Research in Amathlathi, Eastern Cape
- As part of the Community Work Programme – multi-stakeholder workshop on community safety and youth violence prevention (four sites in Gauteng Province)



Added value of the toolkit

- Community members become active agents of change rather than mere recipients of services
- Knowledge by community members is taken into account
- Participants develop common understanding of the issues
- Supporting mind-shift and change in perspective (risk to protective factors; hot spots to social resources)
- Complex issue of violent behaviour becomes something that can be addressed
- Working towards behaviour change in young people and relevant people in their environments
- Interactive methodology helps to engage across divides and helps to create trust
- Opportunity to pick and mix tools from various books according to local contexts and needs.





Thank you for your interest!

For more information tina.silbernagl@giz.de



REPUBLIC OF SOUTH AFRICA

